

---

---

# Sew Precious In His Sight



Volume 4, Issue 3

January 2002

---

---

## Mission Statement

*Threads of Love is a sewing ministry meeting the needs of tiny premature infants. The ministry is about healing and binding hearts together – the hearts of parents at a time of uncertainty about their baby’s health or when they lose an infant. Our mission is to show parents the love of Christ at a time when their personal pain is hard to endure and let them know that God is faithful. Through acts of obedience and donation, His work can and will continue. Pray that this ministry will have an impact far beyond our expectations.*

**There are three things that remain: faith, hope and love; and the greatest of these is love.**

**- 1 Corinthians 13:13**

Threads of Love  
First Presbyterian Church  
PO Box 2006  
Baton Rouge, LA 70821  
Internet: [www.threadsoflove.org](http://www.threadsoflove.org)  
E-mail: [sissy@threadsoflove.org](mailto:sissy@threadsoflove.org)



## INSIDE THIS ISSUE

1- Mission Statement	3 Sewing Tips
1- Memories	3 New Chapters
2 Memory Envelopes	4 Update your Info
	5 Sewing Websites

## Memories

When we say memory, what are we talking about? The definition of memory refers specifically to the “ability or power for retaining or reviving in the mind past thoughts, images, ideas, etc.” Let’s go one step further and look at what remembrance means. Remembrance applies to the “act or process of having such events or things come to mind again or the remembrance of things past.”

It is important that a Mother have memories of her baby, just as Mary pondered in her heart the fact that she was carrying the Savior of the world. All Mothers have hopes, dreams and high expectations for their babies. The thought of their babies not surviving past birth never enters into their thoughts.

When Jesus broke bread with His disciples at the last supper He told us to do this in remembrance of Him. When we take part in the Lord’s Supper we show our deep gratitude for Christ’s work on our behalf and our faith is strengthened. In Matthew 19:14 we find Jesus saying, “**Let the little children come to me, and do not hinder them, for the kingdom of heaven belongs to such as these.**” (NIV) Jesus loves all of us, for we too are the children of God. To show our love for Him we can honor Him through our work. Helping Mothers have beautiful reminders of their babies that don’t survive, is another way of doing things in remembrance of what Jesus did for us. We can’t change what happens to these little babies, but we can make a difference by reaching out to those families at a heart-breaking time in their lives and remind them that their babies are safe in the arms of Jesus. Giving them something to hold that belonged to their baby enables them to find comfort in their loss and begin the healing process.

We have started making what we call “memory envelopes” to give to hospitals so that they can put things into the envelopes that belonged to the babies. Here in Baton Rouge we have a nurse named Debbie that loves the Lord and sees her work as a way to show the love of Christ. When a baby dies, she puts the baby’s foot and hand prints on the outside of the envelopes along with pictures, a prayer, a poem, and a lock of hair. This gives the Mother something she can always touch as a part of her baby.

They are really easy to make. I’m hoping that you will make some to take to the hospitals in your community. Please let me know if you have any questions about the pattern or instructions.

-Sissy

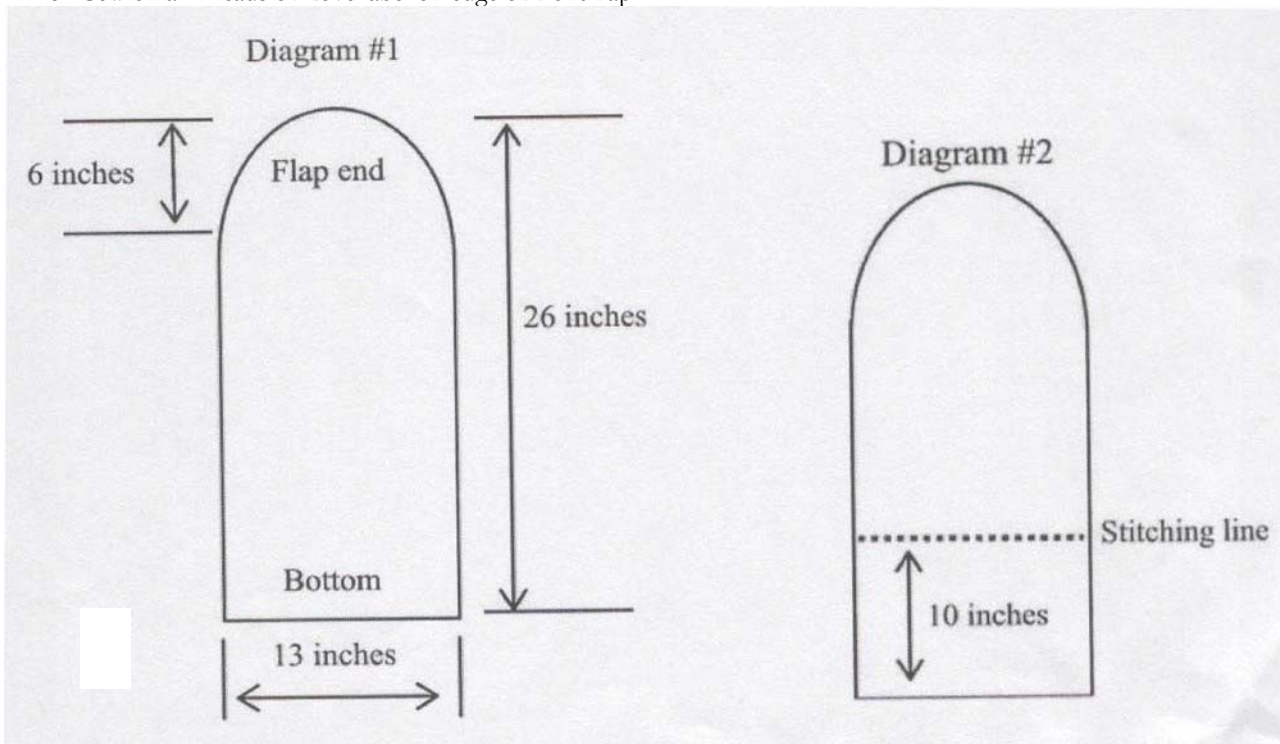
## KEEPSAKE FABRIC “MEMORY” ENVELOPES

Materials needed:

- Three pieces of white fabric sit the same size and shape
  - (See Diagram #1 for size shape)
- One fabric piece for outside of envelope
  - (Some like twill-needs body)
- One fabric piece for inner lining of envelope
  - (white on white works great)
- One white piece baby flannel for lining.
- One fabric same as inner lining (cut to 13 by 9 1/2)
- Thread same color as fabric
- Silk ribbon 12” long. Color to match material.
- 18 inches of 1/2” white Coats bias corded piping or Wrights piping.
- Straight pins.
- Water erasable fabric marking pen
- Stabilizer for embroidery
- One Threads of Love label

**\*\*\* All seams 1/4 inches or the width of pressure foot.\*\*\***

1. Cut fabric according to dimensions in Diagram #1.
2. Embroider or embellish the right side of the fabric top flap (rounded edge). Use iron on tear away stabilizer to hoop bottom to get design low enough on flap if needed. You may also embellish or decorate with decorative stitches.
3. Sew piping on right side of top flap (embroidered side)
4. Clean finish one edge of the 13 inches by 9 1/2 piece of fabric.
5. Place the unfinished 13 inch side, right sides together, 10 inches from straight edge of bottom. (See Diagram #2)
6. Sew in place, then turn up having wrong side to right side of lining. Pin in place along sides. This forms a pocket.
7. Put right sides together of inner lining and top embroidered piece.
8. Place flannel lining on top of wrong side of inner lining piece.
9. Turn all over to get the back of the embroidered side up and pin all together.
10. Sew on top of other sewn piping line both on top of envelope flap.
11. Sew down each side starting at top of each side.
12. Turn inside out to get embroidered top and inner lining to outside. Press.
13. Trim and clean finish raw edge to your liking. Decorative stitch, bias tape, etc.
14. Sew 7mm buttonhole on the lower part of the middle part of top flap and cut button hole.
15. Mark under flap with water erasable fabric marking pen where the ribbon goes by putting pen in to buttonhole opening and making a small mark.
16. Fold ribbon in half and iron or finger press to mark the halfway point.
17. Sew ribbon at mark under flap and push through buttonhole and tie ribbon in a bow.
18. Sew on a Threads of Love label on edge of front flap.





A few weeks ago, I saw a note in our church newsletter saying that Sissy was in desperate need of a 'helper' for the Threads of Love Newsletter. Threads of Love has been such a special blessing to me and I knew that even if I couldn't sew a stitch, I could whip out a newsletter with the best of them! I was so thankful that I had some sort of talent that could be utilized in this ministry.

In July of this year one of my best friends gave birth to stillborn twin boys, born at 24 weeks, after a year of fertility treatments. I went to visit her after she came home from the hospital, and she showed me the beautiful Threads of Love crocheted booties that the hospital had given her for the baby boys. My friend is not a terribly religious person, but she was so touched and moved by the gift that she broke down and told me how much it meant to her that someone recognized that those babies were God's children, too. She expressed how much it helped the heartache to be able to bring something tangible home that the babies had worn. I knew then that I wanted to be involved in this ministry in whatever way possible.

Please don't ever forget what an impact you and your work make on those mommies and daddies and their little angels. You are truly doing the work of Jesus.

Sissy and I will be coming up with the content of the newsletter together, but we need your help! If you have any ideas, thoughts, poems, or letters that you want to share with us, please email us and let us know. Email anything at all to [sissy@threadsoflove.org](mailto:sissy@threadsoflove.org), and we will make sure that it shows up in a future newsletter.

Blessings to you,  
Courtney McPherson

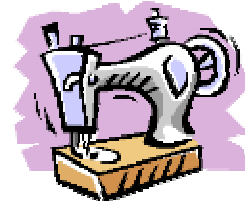


## SEWING TIPS

-  Use your iron as you sew on your garment. Make it part of each step you do as you construct your garment.
-  When tracing patterns onto fabric, lay them on sandpaper to keep them from sliding.
-  For easier threading of needles, spray the end of the thread with hairspray.

Have a good sewing tip you would like to share?  
Please send it to:

Threads of Love c/o Sissy Davis  
37184 Oak Shadow Court  
Denham Springs, LA. 70706  
or e-mail to [sissy@threadsoflove.org](mailto:sissy@threadsoflove.org)



## NEW CHAPTERS

His Smallest Angels-Threads of Love  
1245 North Masters Lane  
Metamora ,IL 61548  
Contact Person: Paula Teufel  
E-mail [pwteufel@aol.com](mailto:pwteufel@aol.com)

Presbyterian Church of Galling Spring  
Threads of Love  
221 North Main Street  
Chambersburg, PA 17201  
Contact Person: Susan Mummert  
E-mail: [smummert@innernet.net](mailto:smummert@innernet.net)



At the beginning of this New Year, we would like to 'clean house' and fill in any missing information in our database. Please tear off this half of the sheet, fill it out and drop it in the mail to us at....:

***Threads of Love c/o Sissy Davis  
37184 Oak Shadow Court  
Denham Springs, LA. 70706***

or e-mail the information to [sissy@threadsoflove.org](mailto:sissy@threadsoflove.org)

Don't forget to note whether you want to receive the newsletter via mail or e-mail.

Thanks for your help!

\*\* If you have any friends who you think would like to receive this newsletter, please make copies of this sheet and pass them on!

Name \_\_\_\_\_

Address \_\_\_\_\_

City \_\_\_\_\_ State \_\_\_\_\_ Zip \_\_\_\_\_

Phone \_\_\_\_\_

Fax (if applicable) \_\_\_\_\_

E-mail \_\_\_\_\_

I would like to continue receiving this newsletter via U.S. Mail.

I would like to begin receiving this newsletter via e-mail.

Please remove me from your mailing list.

**A Happy  
New  
Year!**

## GOALS FOR 2002

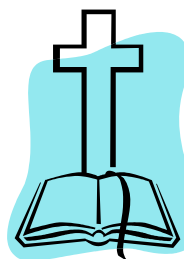
Threads of Love started back in the fall of 1993. The Lord has been so very faithful to us and has enriched the lives of all the ladies who have had a part in this ministry as well as those that the ministry has touched. My dream for Threads of Love that it will continue to grow and someday have a chapter in every state of the union. Right now we have 65 chapters in 26 different states. I pray that more people will get involved and reach out to their community. I believe that the tragedy that struck our nation on September 11<sup>th</sup> has caused people to take inventory of their lives and seek ways to serve God. It has also helped to put God back into the minds and hearts of people and caused some to seek God's face.

The different items made by Threads of Love have become a way to sow seeds for Jesus and reach those who are seeking God. When parents are faced with the uncertainty of their baby's health, or when they lose an infant, these seeds may fall on fertile ground and take root someday. We will never know how many seeds have been planted for Jesus with Threads of Love's gifts of love.

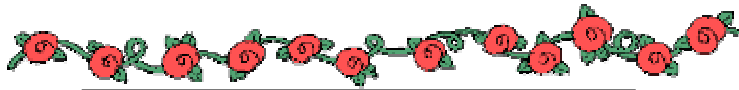
Forming a chapter is simple. You need to sign a form to register as a Threads of Love chapter. It can be made up of only one person, or a very large group. If you or your group take a dozen outfits to the hospital each year, that's more than they had last year! The main job is the contact person, who would be in charge of adding new group members and taking finished items to the hospital. I like for each chapter to do what works for them. Some chapters meet each month and work as a group. Others meet each month to return finished items and pick up supplies to sew at home. There is one chapter that meets each week. A chapter just needs someone to be in charge to keep things running.

Won't you become a blessing to God and be blessed through your work for Him.?

-Sissy



*I thank my God  
every time I  
remember you  
-Philippians 1:3*



### THE ROSEBUD

The Master Gardener from heaven  
 above  
 Planted a seed in the garden of love,  
 And from it there grew a rosebud small  
 That never had time to open at all.

For God in His perfect and all-wise way  
 Chose this rose for His heavenly  
 bouquet,  
 And great was the joy of this tiny rose  
 To be the one our Father chose  
 to leave earth's garden


For one on high where roses bloom  
 always  
 And never die.  
 So, while you can't see  
 Your precious rose bloom,  
 You know the great Gardener from the  
 upper room  
 Is watching and tending  
 This wee rose with care,  
 Tenderly touching each petal so fair.

So think of your darling  
 With the angels above,  
 Secure and contented  
 And surrounded by love,

And remember God blessed and  
 enriched your lives, too  
 For in dying your darling brought heaven  
 closer to you.

By Helen Steiner Rice

"Memory ... is  
 the diary that we  
 all carry about  
 with us."  
 Oscar Wilde



### The Gift of Memories

One gift, above all others  
 God gives to us to treasure  
 One that knows no time, no place  
 And one gold cannot measure

The precious, poignant tender gift  
 Of Memory.....that will keep  
 On dear ones ever in our hearts  
 Although God gives them sleep

It brings back long remembered things  
 A song, a word, a smile  
 And the world's a better place ... because  
 We had them for awhile!

~Author Unknown~

### SEWING IN CYBERSPACE

Below is a list of some helpful (and fun!) sewing websites....If you have any other suggestions for this list, please e-mail them to [sissy@threadsoflove.org](mailto:sissy@threadsoflove.org)

Sewing Tips from Simplicity

<http://www.simplicity.com/s1e.htm>

Sewing and Embroidery Tips

<http://www.sews.com/tips.html>

Tips from The Art of Sewing

<http://www.sewingarts.com/tips.htm>


Time Saving Sewing Tips

[http://ncnc.essortment.com/sewingtips\\_rfbu.htm](http://ncnc.essortment.com/sewingtips_rfbu.htm)

Cross-Stitch Ideas

(baby feet would be precious on memory envelope!)

<http://www.buzztools.com/sharing/designs/cross1.htm>





Threads of Love  
A Ministry of First Presbyterian Church of Baton Rouge  
763 North Boulevard  
PO Box 2006  
Baton Rouge, LA 70821

NON-PROFIT ORG.  
US POSTAGE  
PAID  
BATON ROUGE, LA  
PERMIT NO. 431

ADDRESS CORRECTION REQUESTED

Mailing Label Goes Here